

Quick start guide

Registration of the SAF TIRE PILOT I.Q. PC-Software



Dear customers,

this manual will help you to install the SAF TIRE PILOT I.Q. PC-Software and to use it for its intended purpose.

The manual contains important instructions on how to operate the product safely, properly, and economically. Following the instructions helps to prevent hazards, faults, reduce downtimes, and increase the reliability of the product. Read through the manual attentively and follow the instructions carefully.

Further information on the operation and handling of the SAF TIRE PILOT I.Q. PC-Software can be found in the detailed operating, maintenance, installation and repair instructions for the SAF TIRE PILOT I.Q. system at the following link:

[Download center: SAF-HOLLAND Germany \(safholland.com\)](https://www.safholland.com)

All personnel responsible for performing tasks on a vehicle must be able to consult the manual at any time. The manual must always be carried in the vehicle.

Copyright

This manual is classified as an official document in accordance with the law on unfair competition.
All rights reserved by

SAF-HOLLAND GmbH
Hauptstraße 26
D-63856 Bessenbach.

This manual contains texts and drawings, which, without the express consent of the manufacturer, must not be

- reproduced,
- distributed or
- disclosed in any other manner, either in full or in part.

Any violations are subject to damages.

1. General Information

1.1 Intended use

The product is built according to the state of the art and the recognized safety regulations. Nevertheless, the use may result in hazards for the operator or third parties, or damage to the device and other material assets.

The intended use also includes:

- Following the instructions and implementing the steps indicated in the instructions
- Compliance with the general operating instructions, all maintenance and care information as well as additional tests
- The use of the listed auxiliary and operating materials as well as their environmentally friendly disposal

Reliable operation is only guaranteed if all instructions, settings and performance limits applicable to the product are complied with.

1.2 Technical requirements

Hardware

To install and use the SAF TIRE PILOT I.Q. PC-Software, the following components are required:

- Computer
- Service Cable Kit (03 424 0343 00)
- PCAN Adapter (04 427 0407 00)



Note:

Since the SAF TIRE PILOT I.Q. PC-Software can only be connected to the control box via a cable, the use of a laptop is recommended.

Software

To ensure a problem-free installation of the SAF TIRE PILOT I.Q. PC-Software, you should pay attention to the appropriate software:

- Windows 10 or higher,
- PCAN driver version 4.4.1.16693 or higher,
- SAF TIRE PILOT I.Q. PC-Software.

2. Installation

2.1 Download of the SAF TIRE PILOT I.Q. PC-Software

The SAF TIRE PILOT I.Q. PC-Software can be downloaded for free from the download center of the SAF-HOLLAND website. That can be accessed via the following link:

[Download center: SAF-HOLLAND Germany \(safholland.com\)](https://safholland.com)



Note:

Administrator rights are required to download and install the SAF TIRE PILOT I.Q. PC-Software. In addition, writing permissions of the software are required to create a license file.

2.2 Download of the PCAN driver

To use the SAF TIRE PILOT I.Q. PC-Software, a PCAN driver is required, which can be downloaded free from the website of PEAK-System Technik GmbH:

www.peak-system.com/quick/DrvSetup

2.3 Applying License

When launching the SAF TIRE PILOT I.Q. PC-Software for the first time, it is possible to apply for a license to use premium features. These premium features include:

- Tire pressure adjustment: 7,5 bar – 9,0 bar
- CAN-Termination
- Performing End-of-Line Test (EoL-Test)
- Check and reset DTCs

A provided license is valid for 3 years after the first activation and can be renewed after the specified validity expires.



Note:

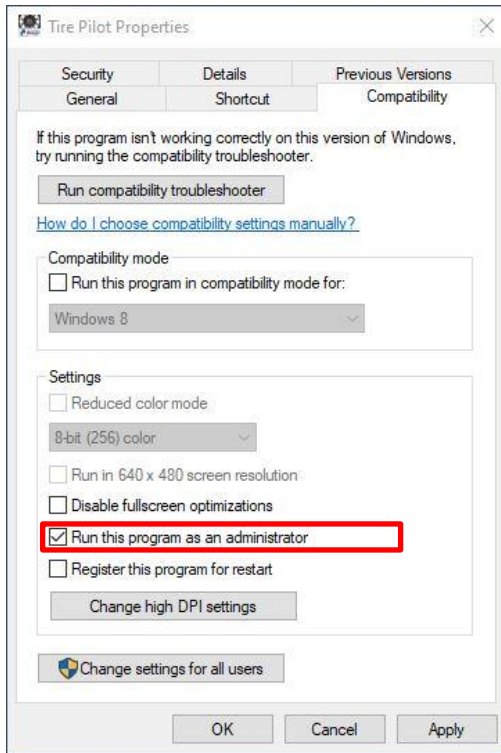
A provided license is created specifically for a computer. Therefore, it cannot be transferred or shared with other computers.



Caution:

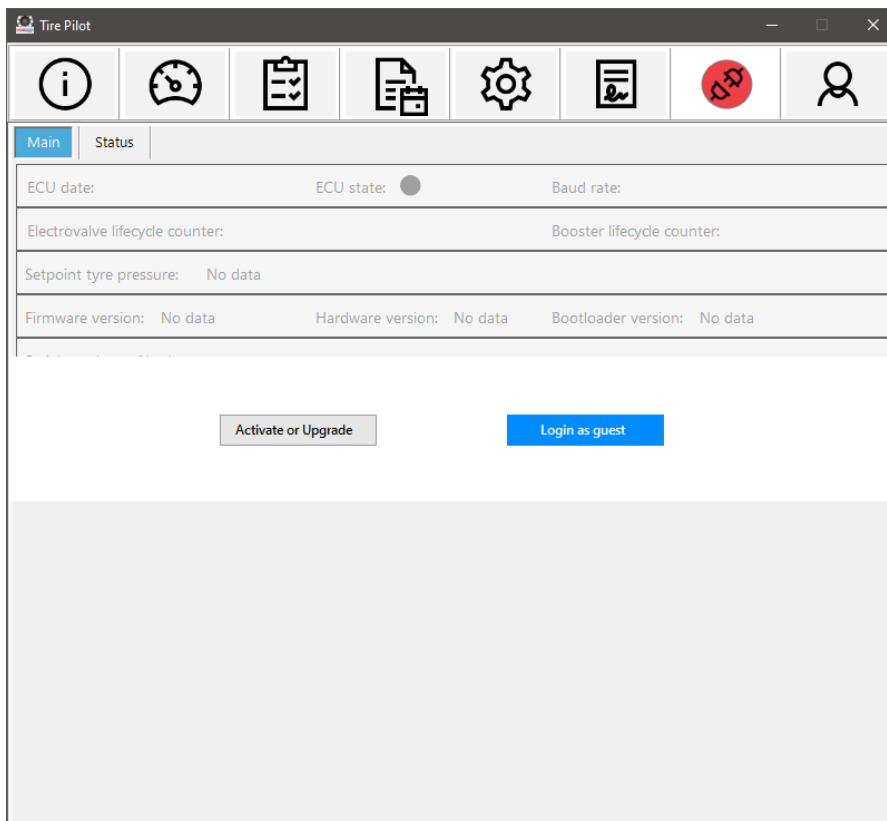
To successfully create a license, the SAF TIRE PILOT I.Q. PC software must be running as an administrator. The setting is done via the program properties of the software.

If you have any problems, please contact your local IT support.



Applying for a license for the SAF TIRE PILOT I.Q. PC-Software is done directly through the software. After successful installation of the SAF TIRE PILOT I.Q. PC-Software, you will be taken to the home page, which allows you to select the following:

- **Activate or Upgrade:** Activate or Applying a license for premium functions
- **Login as guest:** Access without write permissions (no license required)



2.4 User Data for License Creation

In order to create and release a license, information from the applicant is required, which must be stored in the specified fields. Please also check the privacy policy and terms of use of the SAF TIRE PILOT I.Q. PC-Software.

Confirmation of registration is made via the **Sign Up** field within the SAF TIRE PILOT I.Q. PC-Software.



Note:

Since the stored user data is checked as part of the license decision, please make sure that information is entered correctly.

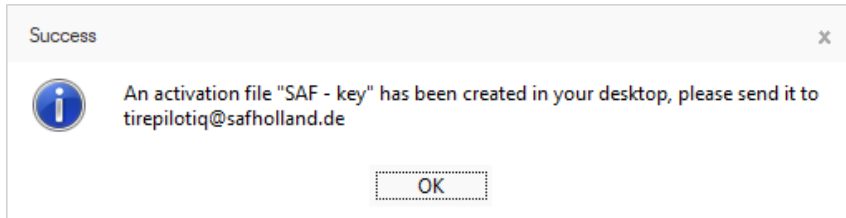
The screenshot shows the 'Tire Pilot' software window. The top toolbar contains icons for information, status, checklist, document, settings, license, error, and user. The 'Main' tab is active, displaying fields for ECU date, ECU state, Baud rate, Electrovalve lifecycle counter, Booster lifecycle counter, and Setpoint tyre pressure. Below these is the 'Sign Up' section with input fields for First name, Last name, Mail address, Telephone, Company name, Company address, and a Country dropdown menu (currently showing 'D/A/CH'). A checkbox for data protection is present, followed by 'Sign Up', 'Exit', and 'Have a license code?' buttons.

2.5 Creation and Transmission of the License File

After confirming the registration, you will receive the information that a license file has been created on the desktop of the computer. The license file is labeled as follows:



Depending on the previously selected country setting, this license file must be sent to the specified e-mail address. Please refer to the exact e-mail address that is shown in the confirmation within the SAF TIRE PILOT I.Q. PC-Software.



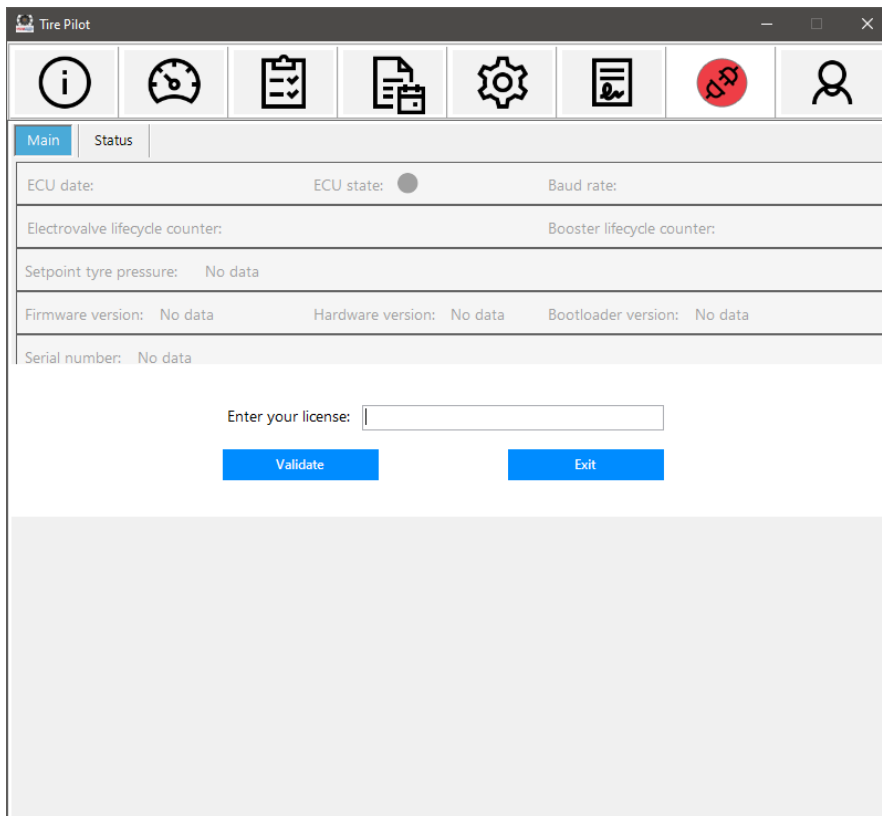
Note:

Once the license file has been submitted, the SAF TIRE PILOT I.Q. PC-Software can be closed and waiting for a license code to be provided.

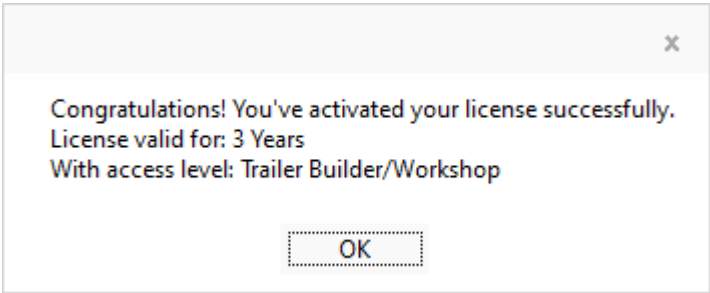
2.6 Activation License

A responsible employee of the SAF-HOLLAND Group will contact you by e-mail with a valid license code.

The license can be activated via the function **"Have a license code?"** within the license application process during the **Sign up**.



The SAF-TIRE PILOT I.Q. PC software then informs about the successful activation of the license.



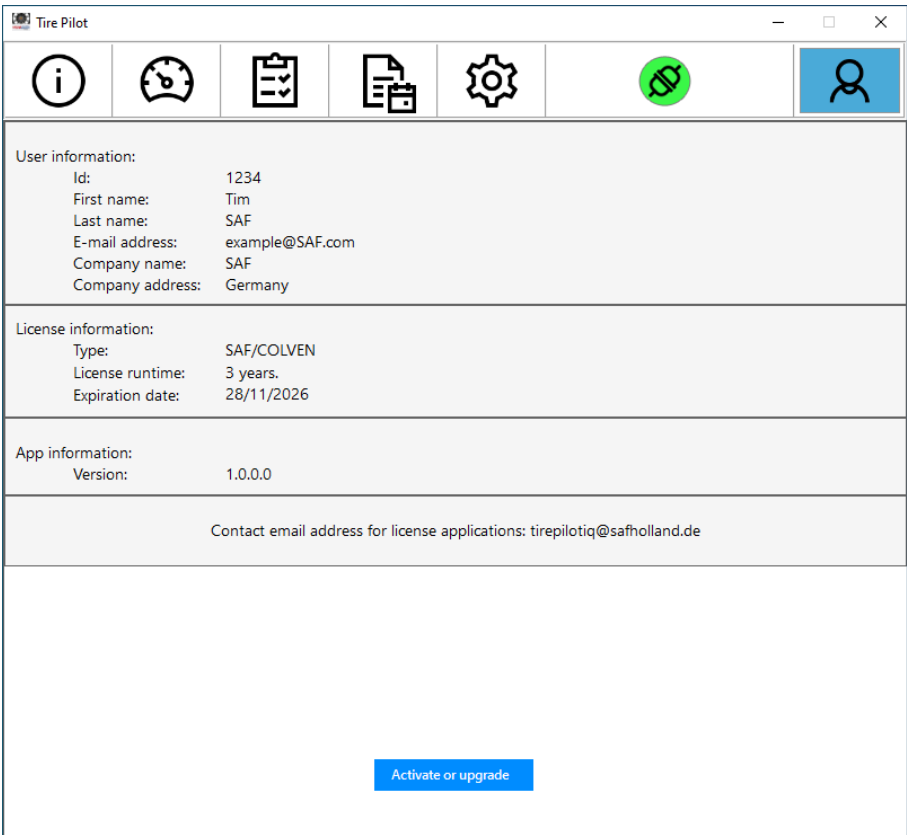
Note:

If you experience any problems during the activation of a license, please contact the E-mail address you have sent the license file to.

2.7 User Data

Up-to-date license information as well as stored user data can be displayed within the SAF TIRE PILOT I.Q. PC-Software.

This information can be accessed via the User Data field.
It is also possible to renew an existing license via **Activate or Upgrade**. To renew a license, please follow the steps in **2.4 User Data for License Creation**.



3. Frequently Asked Questions

Question	Is the Tire Pilot I.Q. PC-Software included in delivery?
Answer	The SAF TIRE PILOT I.Q. PC-Software is available for download free of charge from the download center of the SAF-HOLLAND website: https://safholland.com/de/en/download-center
Question	How can the laptop be connected to the SAF TIRE PILOT I.Q. control box?
Answer	The connection is made via the service cable kit (03 424 0343 00) and a PCAN adapter (04 427 0407 00)
Question	Why do I need a license for the SAF TIRE PILOT I.Q. PC-Software?
Answer	The license allows the use of the following functions: <ul style="list-style-type: none"> • Tire pressure adjustment: 7.5 bar – 9.0 bar • CAN termination • End-of-line test (EoL test) • View and reset DTCs
Question	How long is a license valid?
Answer	The license is valid for 3 years from the date of issue. It can be renewed again at the end of the period.
Question	Can an EoL test also be performed with the SAF TIRE PILOT I.Q. mobile smartphone app?
Answer	No, the SAF TIRE PILOT I.Q. smartphone app cannot be used to perform an EOL test. In principle, the app only contains read permissions.
Question	What happens if the SAF TIRE PILOT I.Q. PC-Software is accidentally deleted?
Answer	If the SAF TIRE PILOT I.Q. PC-Software has been deleted, a new software license must be requested after reinstalling.
Question	What is the difference between SAF TIRE PILOT I.Q. PC-Software and the SAF TIRE PILOT I.Q. smartphone app?
Answer	The SAF TIRE PILOT I.Q. smartphone app has read-only access, while the SAF TIRE PILOT I.Q. PC-Software can be used to make settings on the SAF TIRE PILOT I.Q. system.

Question	The SAF TIRE PILOT I.Q. PC-Software cannot be opened after installation, what to do?
Answer	<p>Check the following settings and conditions:</p> <ul style="list-style-type: none"> • Is the operating system using Windows 10 or higher? • Has PCAN driver version 4.4.1.16693 or higher been installed? • Are internal IT security settings blocking the installation and opening of the program? • Are there admin rights available to perform the license application process? • Has the SAF TIRE PILOT I.Q. PC-Software been stored under Programs on the local drive? <p>If the installation still fails, please contact your local SAF-HOLLAND service representative.</p>

This image shows a full page of blank white paper with horizontal ruling lines. The lines are evenly spaced and run across the width of the page, providing a template for writing or drawing. There are no margins, text, or other markings on the page.



OFFICIAL SERVICE



Contact information

Emergency hotline +49 6095 301-247

Service

Tel +49 6095 301-602

Fax +49 6095 301-259

E-Mail service@safholland.de

After market / spare parts

Tel +49 6095 301-301

Fax +49 6095 301-494

E-Mail originalparts@safholland.de

Web www.safholland.com